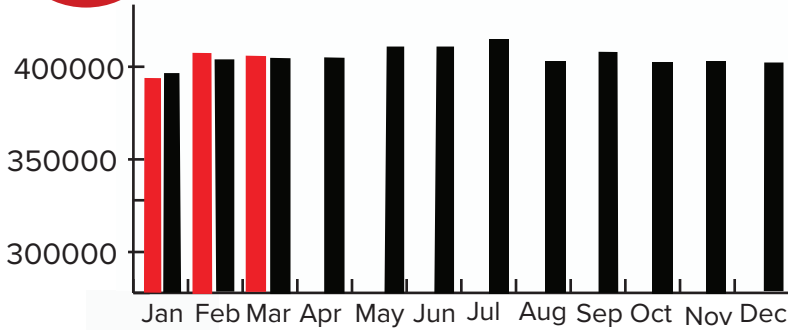




■ 2026
■ 2025

MEDIAN SALES PRICE
MARCH 2026: \$410,000



ON AVERAGE,
 HOMES SOLD FOR

97.97%

OF THEIR LIST PRICE
 IN MARCH 2026

	JAN	FEB	MAR	APR	MAY	JUN
2024	\$369,000	\$358,000	\$375,000	\$412,500	\$425,000	\$430,000
2025	\$397,500	\$394,500	\$404,00	\$400,000	\$425,000	\$424,500
2026	\$392,500	\$415,000	\$410,000			
TREND	-1%	+5%	+1%			

	JUL	AUG	SEP	OCT	NOV	DEC
2024	\$400,000	\$387,000	\$429,900	\$397,430	\$415,000	\$399,500
2025	\$437,000	\$402,000	\$417,500	\$402,000	\$395,000	\$385,000
2026						
TREND						

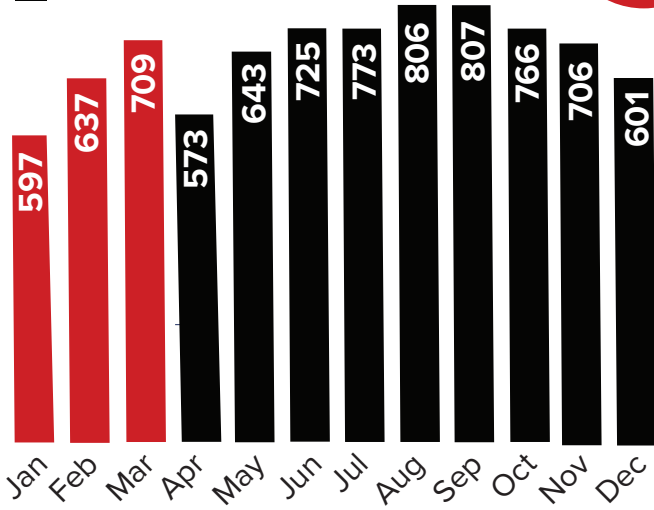
APRIL 2026 INVENTORY BY PRICE RANGE

PRICE RANGE	SOLD LISTINGS	ACTIVE LISTINGS	MONTHS OF INVENTORY
0 - 200K	33	3	1.1
201K - 300K	163	16	1.2
301K - 400K	694	78	1.3
401K - 500K	532	108	2.4
501K - 600K	300	99	4.0
601K - 700K	178	55	3.7
701K - 800k	126	50	4.8
801k - 1 MILLION	110	69	7.5
1 MILLION +	99	70	8.5

NUMBER OF ACTIVE LISTINGS

MARCH 2026: 709

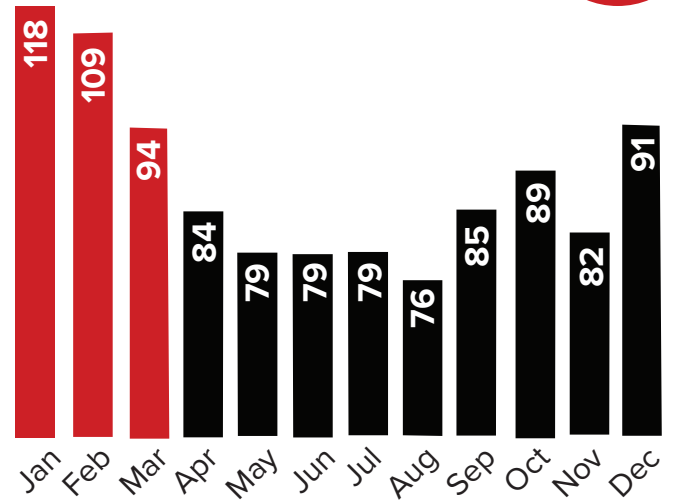
■ 2026
■ 2025



AVERAGE DAYS ON MARKET

MARCH 2026: 94

■ 2026
■ 2025



Number of active listing is **+29%** from **MAR 2025**

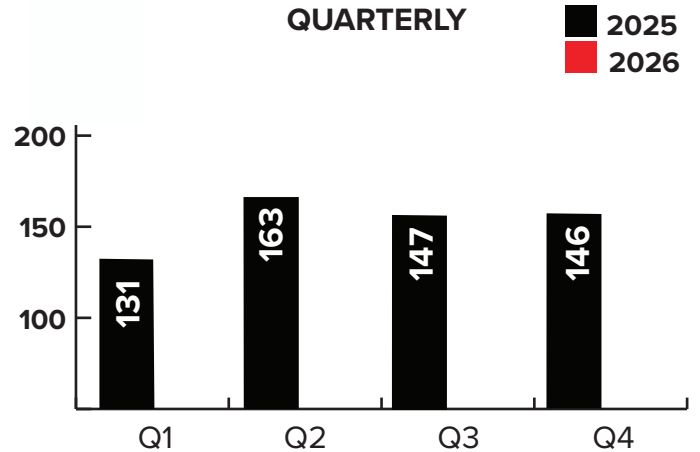
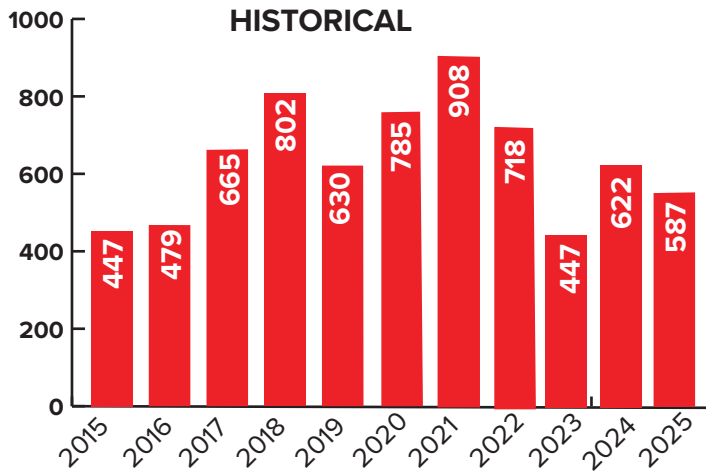
Average days on market is **+6%** from **MAR 2025**

DAYS ON MARKET HISTORICAL OVERVIEW

2020	82	2023	81
2021	72	2024	81
2022	68	2025	86

RESIDENTIAL BUILDING PERMITS ISSUED IN MESA COUNTY

Reported from the Mesa County Clerk & Records office and believed to be accurate but is not guaranteed.



KNOW THE NEIGHBORHOOD

STATS BY AREA MARCH 2026

GRAND JCT CITY	NORTHEAST	NORTH	CLIFTON	SOUTHEAST
MEDIAN PRICE \$345,000	MEDIAN PRICE \$400,000	MEDIAN PRICE \$415,000	MEDIAN PRICE \$342,000	MEDIAN PRICE \$372,000
DAYS ON MARKET 96	DAYS ON MARKET 90	DAYS ON MARKET 112	DAYS ON MARKET 107	DAYS ON MARKET 80
AMOUNT SOLD 24	AMOUNT SOLD 25	AMOUNT SOLD 27	AMOUNT SOLD 16	AMOUNT SOLD 34

REDLANDS	FRUITA	PALISADE	ORCHARD MESA	NORTHWEST
MEDIAN PRICE \$745,000	MEDIAN PRICE \$526,000	MEDIAN PRICE \$410,000	MEDIAN PRICE \$410,000	MEDIAN PRICE \$817,000
DAYS ON MARKET 107	DAYS ON MARKET 92	DAYS ON MARKET 85	DAYS ON MARKET 91	DAYS ON MARKET 31
AMOUNT SOLD 21	AMOUNT SOLD 27	AMOUNT SOLD 5	AMOUNT SOLD 30	AMOUNT SOLD 2

*All data, except where noted otherwise, is reported from the GJARA MLS and believed to be accurate but is not guaranteed.
Figures shown reflect MLS transactions only and do not include transactions without a Realtor.
Except where noted, figures reflect residential sales of single family homes, condos and townhouses*